

SIGNAL SHIP REPAIR

Signal Ship Repair (SSR) is a division of Signal International and a full service shipyard specializing in ship repair, dry docking, topside and conversions of vessels up to 750 feet. SSR owns two dry docks; one Panamax size and one 4,500 ton dock.

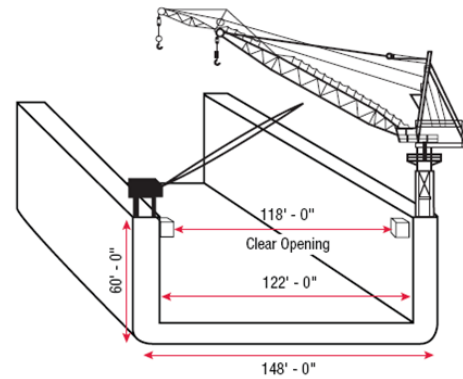
SSR is located on 4,000 feet of waterfront on the Mobile River in Mobile, AL, 30 miles from the Gulf of Mexico.

Cranes/Load Handling Equipment:

- Hydraulic, crawler and rubber tire cranes ranging from 15 to 250 tons
- Overhead cranes with 5 to 80 tons lifting capacity

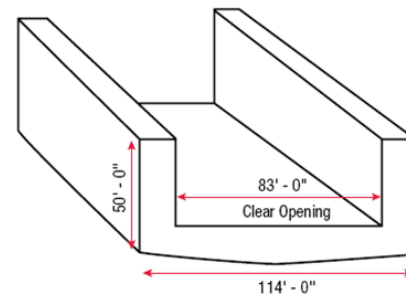
Yard Equipment:

- Complete equipment to handle any type of repair or conversion
- 53 acres
- 50,000 sq/ft of covered warehouse space
- 100,000 sq/ft. of covered fabrication area
- 300,000 sq/ft. of outside fabrication area
- Complete machine, electrical and pipe shops
- ABS-approved shop for weld cladding tail shafts
- 1-½ to 2 foot normal tides




Dry Dock 1

- Lift Capacity: 24,000 tons at maximum lift
- Length Overall: 700 feet—222 meters
- Length on blocks: 668 feet—203.6 meters
- Clearance inside wing wall fenders: 118 feet—36.0 meters
- Clearance working area between wind walls: 122 feet—37.2 meters
- Draft over blocks: 30 feet—8.0 meters (maximum)
- South wing wall: 120 foot reach with 12-1/2-ton capacity
65 foot reach with 40-ton capacity
- North wing wall: 80 foot reach with 5-ton capacity
25 foot reach with 26-ton capacity



Dry Dock 2

- Lift Capacity: 4,500 tons at maximum lift
- Length Overall: 240 feet—73 meters
- Length on blocks: 240 feet—73 meters
- Clearance inside wing wall fenders: 83 feet—25.3 meters
- Draft over blocks: 20 feet—7 meters (maximum)



SIGNAL

INTERNATIONAL
A Marine & Fabrication Company

info@signalint.com | www.signalinternational.com

MOBILE, AL • PASCAGOULA, MS • ORANGE, TX • PORT ARTHUR, TX